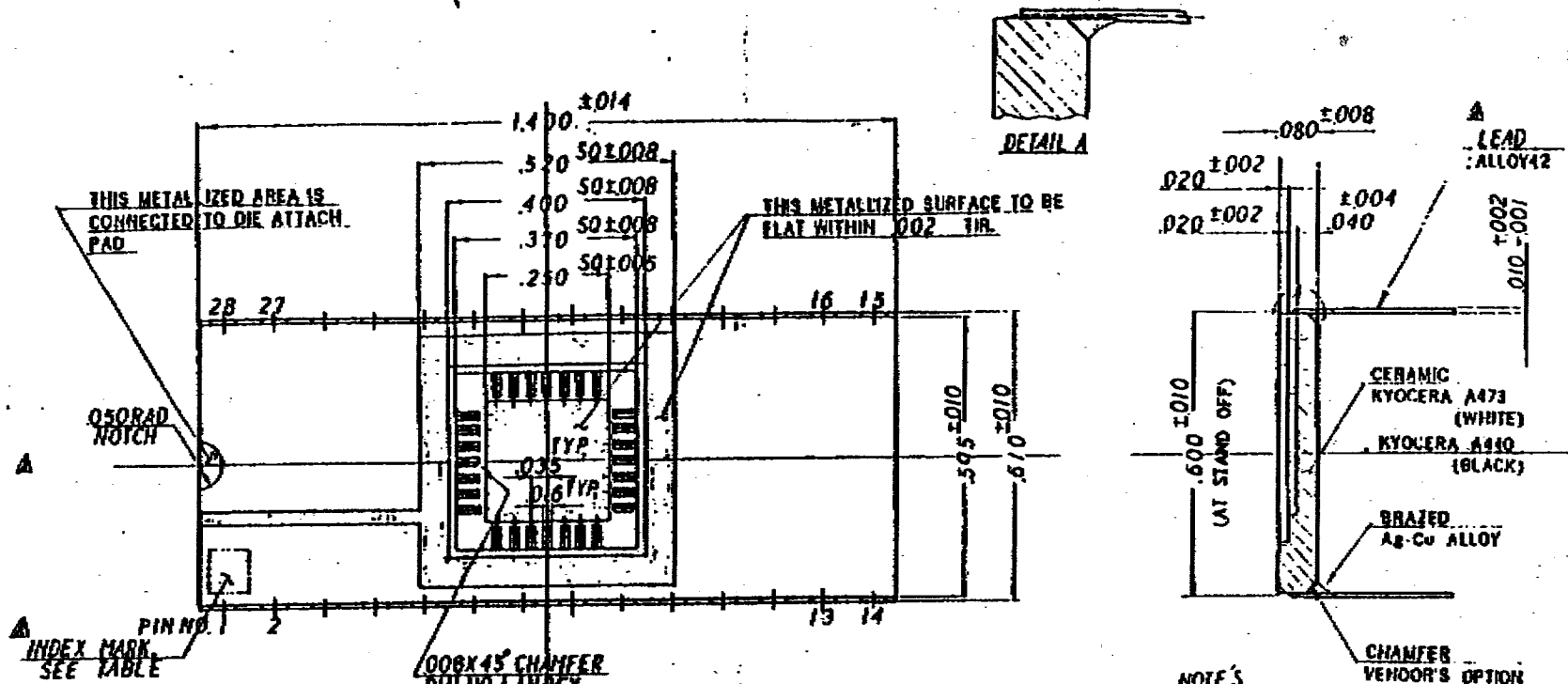


FOR YOUR P/N 6128

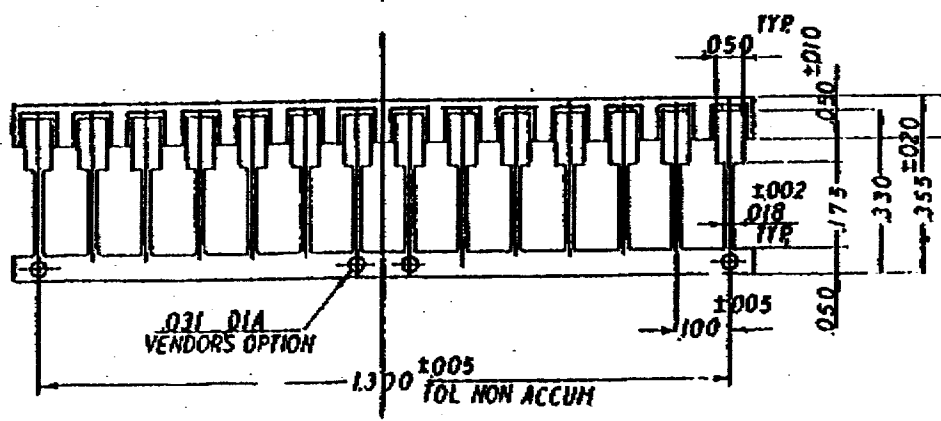
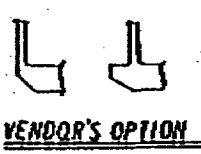
P.2



INDEX MARK SEE TABLE

.008X45° CHAMFER PIN NO. 1 INDEX

PART NO.	INDEX MARK	LEAD TIED DOWN
01	⬆	NIL.
02	⬆	PIN NO. 1 ONLY.



- NOTES
- GOLD PLATING 60 μ INCHES MIN THICKNESS OVER 100 μ INCHES NOMINAL THICKNESS OF NICKEL UNLESS OTHERWISE SPECIFIED IN PURCHASE ORDER.
 - LEAD RESISTANCE: 0.35 Ω MAX.
 - SEAL AREA TO BE METALLIZED.
 - DIE ATTACH AREA TO BE METALLIZED.
 - LEAD MISALIGNMENT BETWEEN TWO OPPOSITE LEAD TO BE .010 MAX.
 - STAND OFF HEIGHT DIFFERENCE BETWEEN RIGHT HAND SIDE AND LEFT HAND SIDE AND TWO LEAD TO BE .016 MAX.

PS-28RCL
BPS-28RCL

				NAME 28 LEAD SIDE BRAZE PACKAGE		TOLERANCES UNLESS OTHERWISE SPECIFIED		DRAWN K. Kashi		CHECKED D. Kashi	
				SCALE 4:1	MATERIAL AS INDICATED		±1.0% N.L.T. ±.005		APPROVED DATE SEP 1 78		
ADDED: NOTE'S 3,4,5,6. VENDOR'S OPTION.				DATE DRAWN		APPROVED		KYOTO CERAMIC CO., LTD.		KYOTO JAPAN	
ADDED: TABLE (PART NO. 02) REMOVED: LEFT SIDE VIEW.				DATE CHECKED		APPROVED		DWG NO.		KD-78373-B	
CHANGE				DATE		APPROVED					

JUL 30 '92 10:53 KYOCERA