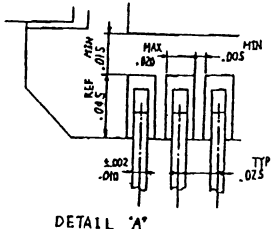
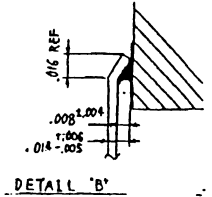
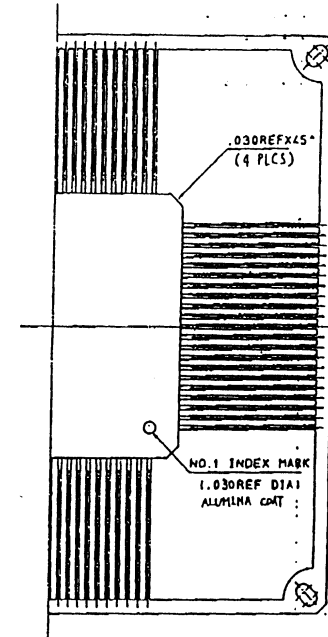
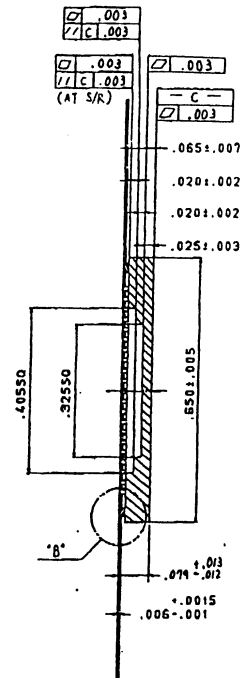
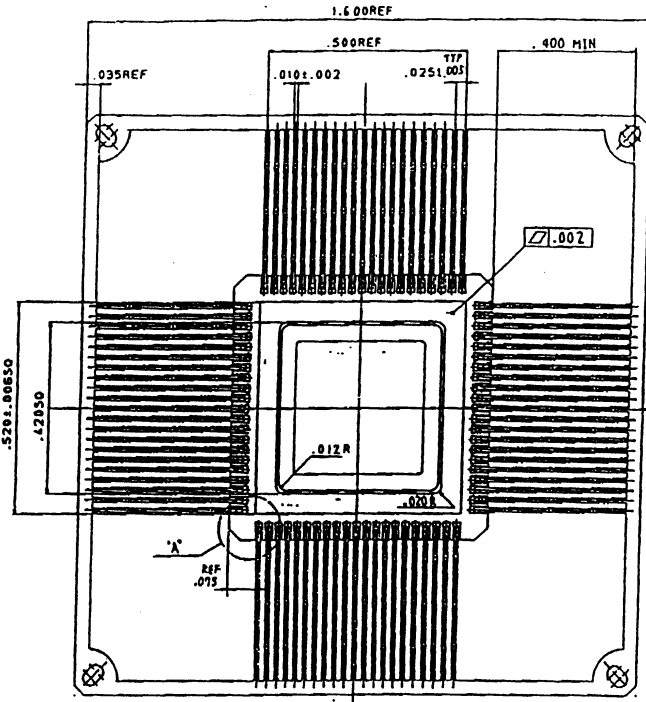


SSM P/N CCF08420

COPYRIGHTED - SEE SHEET 1



- NOTE : 1. GOLD PLATE SHALL BE 60μ INCHES MIN OVER 50μ INCHES NICKEL .  
 2. SEAL RING AND DIE ATTACH PAD TO BE ELECTRICALLY ISOLATED .  
 3. CAVITY CORNER PAD "C" TO BE ELECTRICALLY CONNECTED TO DIE ATTACH PAD .  
 4. RESISTANCE  
 PIN No 10,11,12,31,32,33,52,53,54, 24, 26, 25 : 100 mΩ MAX .  
 ALL OTHERS : 300 mΩ MAX .  
 5. QUALIFICATION AND PROCUREMENT IN AN ACCORDANCE TO TRW DOCUMENT 50C00186 .

CCF08420

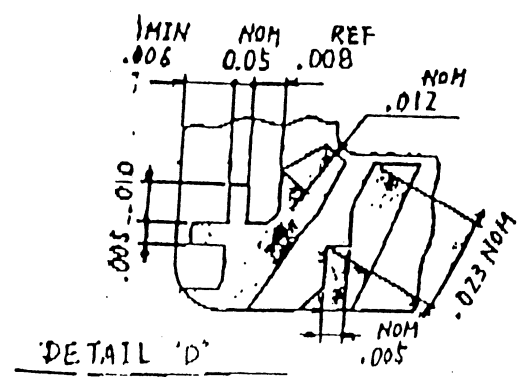
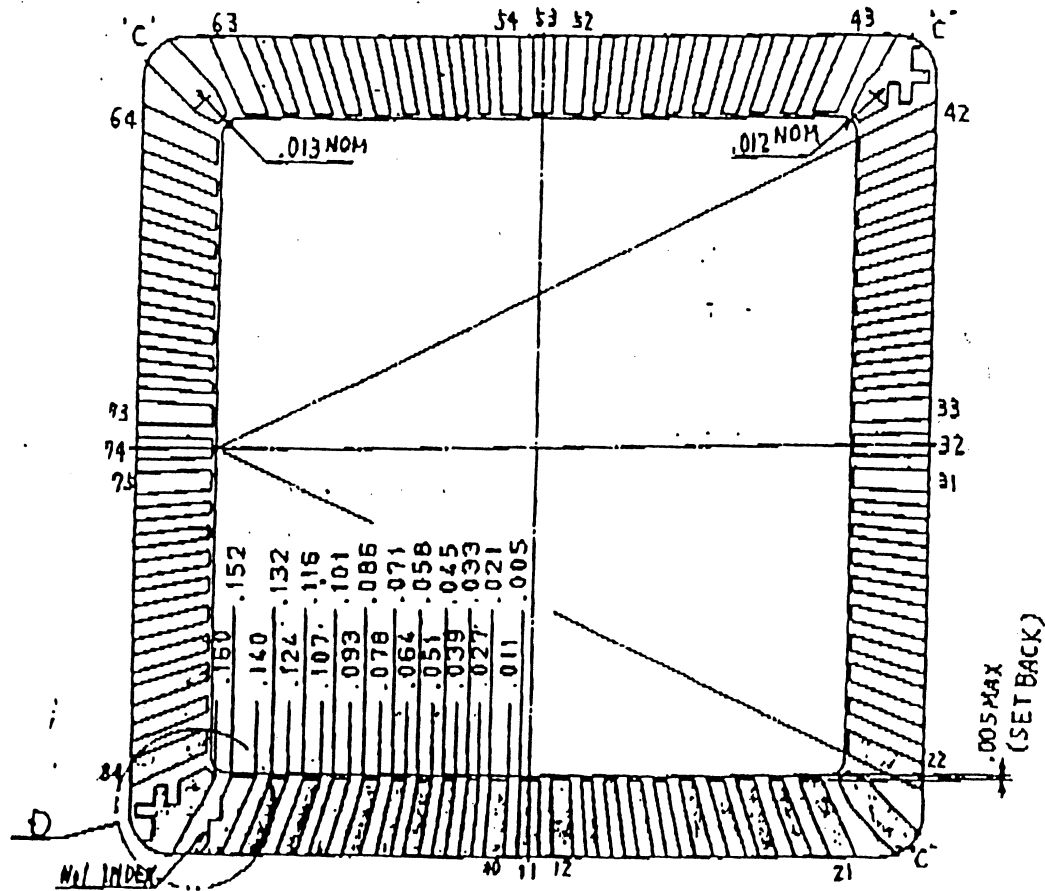
CONTRACT:		SIZE		CAGE CODE		DWG NO.		REV	
DWN <i>S.R. Eyre</i>		A		62458		6133078		-	
95/07/20		SCALE NONE						SHEET 2 OF 3	



www.spectrum-semi.com Phone: 408-435-5555 Fax: 408-435-8226

SSM P/N CCF08420

COPYRIGHTED - SEE SHEET 1



CCF08420

CONTRACT:		REV	
SIZE	CAGE CODE	DWG NO.	REV
A	62458	6133078	-
SCALE NONE		SHEET 3 OF 3	

